


# ACO Surface Water Management

Commercial Trench Drains



## **ACO DRAIN®**

*Brickslot Leaflet*

### **Introduction to the Brickslot System**

Discreet slot drain – 100mm and 200mm internal width



## Brickslot Features

### Brickslot 100



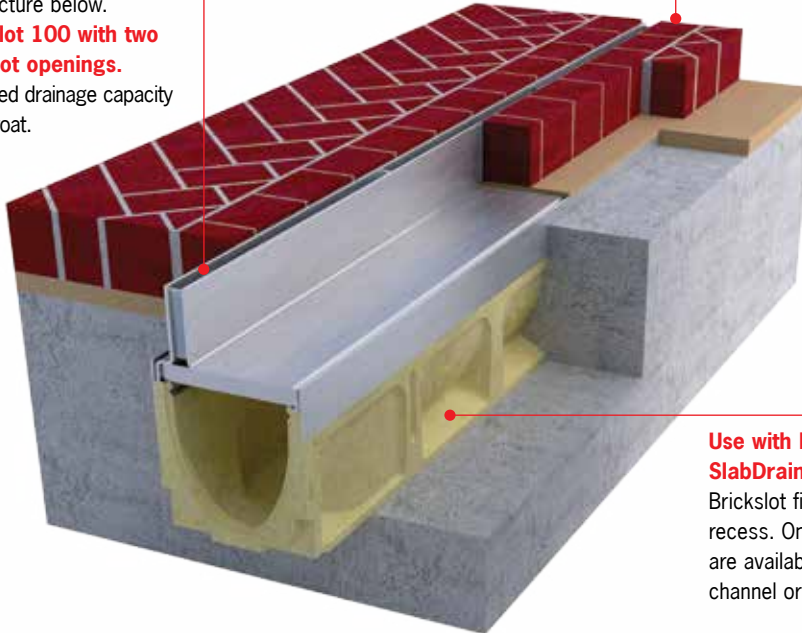
#### Brickslot 100 with 10mm slot.

It is easy to clean and allows for continuous water flow into the channel. See picture below.




#### Double Brickslot 100 with two 8mm flared slot openings.

It has an increased drainage capacity with a 21mm throat.

**Brick pavers** fit directly against slot. The first paver course adjacent to the channel and the pavers on top of the Brickslot should be set on mortar. Designed for 60mm high pavers including 10mm bedding.



#### KEY

-  Wheelchair compliant to AS 1428.2 Clause 9(c)
-  Resist the penetration from 10mm heel
-  Bicycle tyre penetration resistant to AS 3996

Refer to **KlassikDrain** and **SlabDrain** brochure for channels and accessories.

#### Use with **KlassikDrain K100** and **SlabDrain H100K** channels.

Brickslot fits directly into the channel grate recess. One metre and half metre sections are available. Access units enable entry to channel or in-line pit for maintenance.

### Brickslot 200

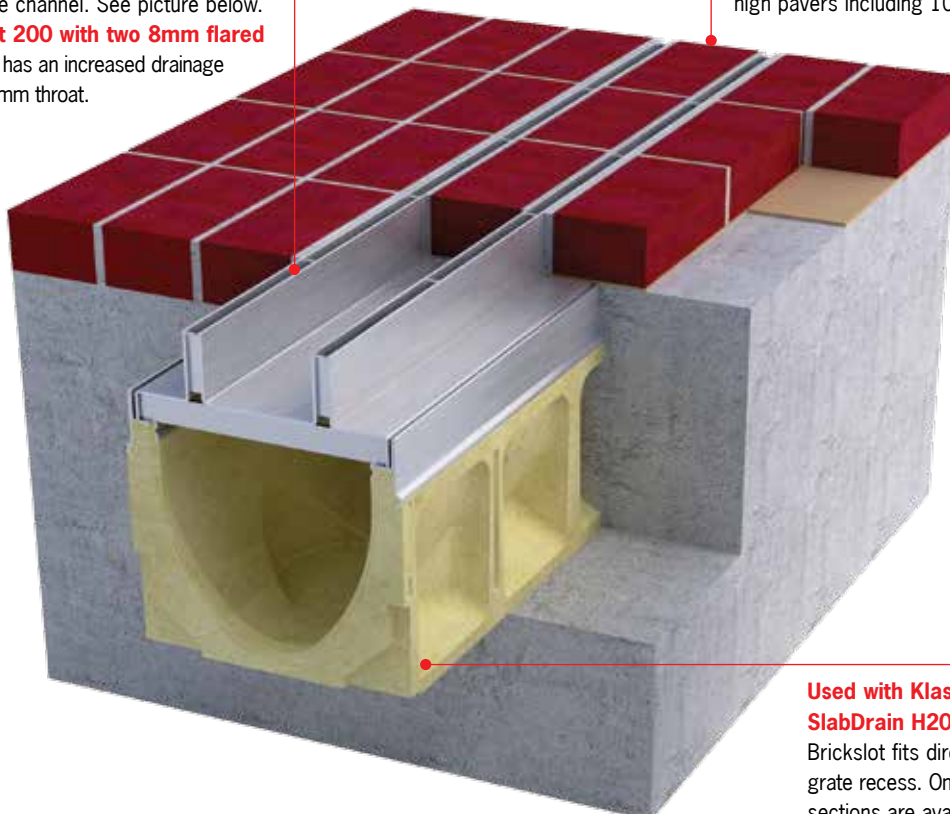


#### Twinslot 200 with two parallel 10mm slots.

It is easy to clean and allows for continuous water flow into the channel. See picture below.

**Double Brickslot 200 with two 8mm flared slot openings.** It has an increased drainage capacity with a 21mm throat.

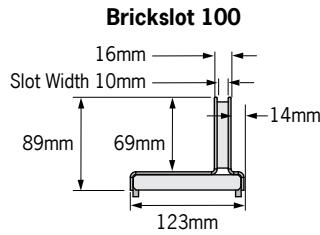
**Brick pavers** fit between slots and against slots. The first paver course adjacent to the channel and the pavers on top of the Brickslot should be set on mortar. Designed for 60mm high pavers including 10mm bedding.



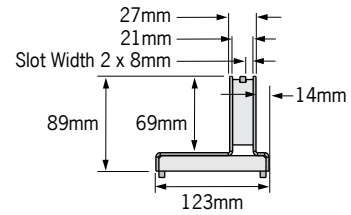
#### Used with **KlassikDrain K200** and **SlabDrain H200K** channels.

Brickslot fits directly into the channel grate recess. One metre and half metre sections are available. Access units enable entry to channel or in-line pit for maintenance.

**Brickslot 100**



**Double Brickslot 100**



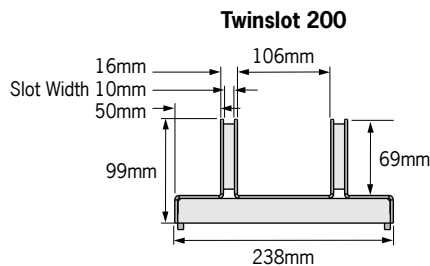
Brickslot 100	Description	Part No.	Invert mm	Weight kg			
	Galvanised Brickslot 100 (1m)	142790 <sup>2</sup>	Channel invert + 69	7.8			
	Galvanised Brickslot 100 (0.5m)	142791 <sup>2</sup>	Channel invert + 69	3.9			
	Galvanised Brickslot 100 access unit (0.5m)	142466	Channel invert + 69	7.4	✓	✓	✓
	Stainless Brickslot 100 (1m) <sup>1</sup>	142792 <sup>2</sup>	Channel invert + 69	7.8			
	Stainless Brickslot 100 (0.5m) <sup>1</sup>	142793 <sup>2</sup>	Channel invert + 69	3.9			
	Stainless Brickslot 100 access unit (0.5m) <sup>1</sup>	142469	Channel invert + 69	7.4			

<sup>1</sup> Grade 304 stainless steel, <sup>2</sup> One plastic connector clip included

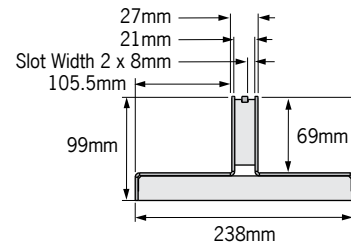
Double Brickslot 100	Description	Part No.	Invert mm	Weight kg			
	Galvanised Double Brickslot 100 (1m)	142470	Channel invert + 69	8.2			
	Galvanised Double Brickslot 100 (0.5m)	142471	Channel invert + 69	4.1			
	Galvanised Double Brickslot 100 access unit (0.5m)	142472	Channel invert + 69	7.7	✓	✓	✓
	Stainless Double Brickslot 100 (1m) <sup>1</sup>	142473	Channel invert + 69	8.2			
	Stainless Double Brickslot 100 (0.5m) <sup>1</sup>	142474	Channel invert + 69	4.1			
	Stainless Double Brickslot 100 access unit (0.5m) <sup>1</sup>	142475	Channel invert + 69	7.7			

<sup>1</sup> Grade 304 stainless steel

**Brickslot 200**



**Double Brickslot 200**



Twinslot 200	Description	Part No.	Invert mm	Weight kg			
	Galvanised Twinslot 200 (1m)	142794 <sup>3</sup>	Channel invert + 69	15.9			
	Galvanised Twinslot 200 (0.5m)	142795 <sup>3</sup>	Channel invert + 69	8.3			
	Galvanised Twinslot 200 access unit (0.5m)	142478	Channel invert + 69	14.7	✓	✓	✓
	Stainless Twinslot 200 (1m) <sup>1</sup>	142796 <sup>3</sup>	Channel invert + 69	15.9			
	Stainless Twinslot 200 (0.5m) <sup>1</sup>	142797 <sup>3</sup>	Channel invert + 69	8.3			
	Stainless Twinslot 200 access unit (0.5m) <sup>1</sup>	142481	Channel invert + 69	14.7			

<sup>1</sup> Grade 304 stainless steel, <sup>3</sup> Two plastic connector clip included

Double Brickslot 200	Description	Part No.	Invert mm	Weight kg			
	Galvanised Double Brickslot 200 (1m)	142482	Channel invert + 69	12.7			
	Galvanised Double Brickslot 200 (0.5m)	142483	Channel invert + 69	6.6			
	Galvanised Double Brickslot 200 access unit (0.5m)	142484	Channel invert + 69	13.2	✓	✓	✓
	Stainless Double Brickslot 200 (1m) <sup>1</sup>	142485	Channel invert + 69	12.7			
	Stainless Double Brickslot 200 (0.5m) <sup>1</sup>	142486	Channel invert + 69	6.6			
	Stainless Double Brickslot 200 access unit (0.5m) <sup>1</sup>	142487	Channel invert + 69	13.2			

<sup>1</sup> Grade 304 stainless steel

## Access for inspection and maintenance

Access units provide entry for inspection and maintenance through a removable access cover. Typically they are used above an in-line pit, at the start of the run and at the end of the run.

Access units can also be used in long channel runs to provide additional access at 20 to 30 metre intervals. Access units have the same discreet drainage slot.

A pair of grate removal tools is required to remove the cover from the access unit. Grate removal tool Part No. 01318.

### Plastic Connector Clip

Plastic connector clip, Part No. 11143 is compatible with Brickslot 100 (1 per joint) and Twinslot 200 (2 per joint).

Connector clip is **not compatible** with Double Brickslot 100 and 200.



The connector clip is used to align the slot joint to ensure straightness.



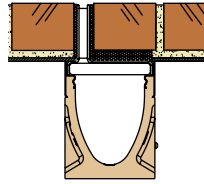
The smaller, bottom part push-fits over the thin bar inside the slot at the end of the frame.



Rotate the top part over the slot joint and push the clip in until it is flush with the top of the slot.

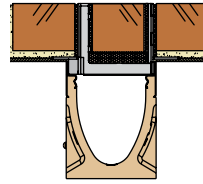
### Brickslot with channel

Brickslot 100



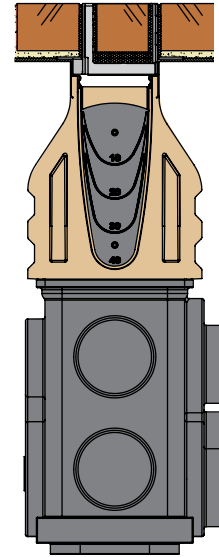
### Access unit with channel

Use at the start of the run and/or where bottom or end outlet is used for maintenance.

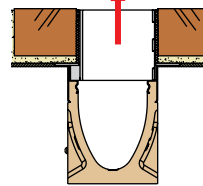


### Access unit with in-line pit

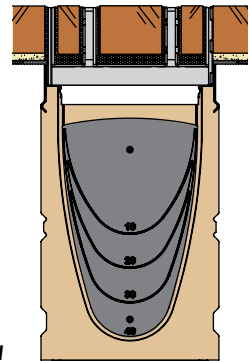
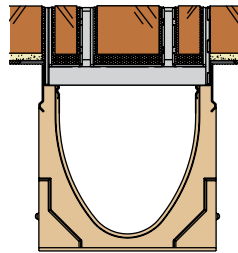
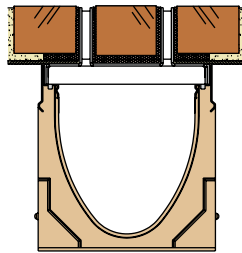
Provides access to rubbish basket and outlet pipes for maintenance.



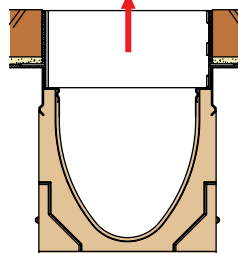
Access cover removed



Twinslot 200



Access cover removed



## ACO Pty Ltd

[www.acoaus.com.au](http://www.acoaus.com.au)

### Sales

Australia 1300 765 226  
New Zealand 0800 448 080  
International +61 2 4747 4000  
Email [sales@acoaus.com.au](mailto:sales@acoaus.com.au)  
[technical@acoaus.com.au](mailto:technical@acoaus.com.au)

### NSW

134-140 Old Bathurst Road  
Emu Plains NSW 2750  
[aconsw@acoaus.com.au](mailto:aconsw@acoaus.com.au)

### QLD

467 Tufnell Road  
Banyo QLD 4014  
[acoqld@acoaus.com.au](mailto:acoqld@acoaus.com.au)

### VIC & TAS

9 Overseas Drive  
Noble Park VIC 3174  
[acovic@acoaus.com.au](mailto:acovic@acoaus.com.au)

### International Offices:

Malaysia [agoves@acoaus.com.au](mailto:agoves@acoaus.com.au)  
Singapore [mlocke@acosingapore.com](mailto:mlocke@acosingapore.com)  
Vietnam [vtran@acoaus.com.au](mailto:vtran@acoaus.com.au)

### WA

33-35 Sorbonne Crescent  
Canning Vale WA 6155  
[acowa@acoaus.com.au](mailto:acowa@acoaus.com.au)

### SA & NT

14/17-19 Churchill Road North  
Dry Creek SA 5094  
[acosa@acoaus.com.au](mailto:acosa@acoaus.com.au)

© 2018 ACO Pty Ltd. All reasonable care has been taken in compiling the information in this document. All recommendations and suggestions on the use of ACO products are made without guarantee since the conditions of use are beyond the control of the company. It is the customer's responsibility to ensure that each product is fit for its intended purpose and that the actual conditions are suitable. ACO Pty Ltd pursues a policy of continuous product development and reserves the right to amend specifications without notice.

