

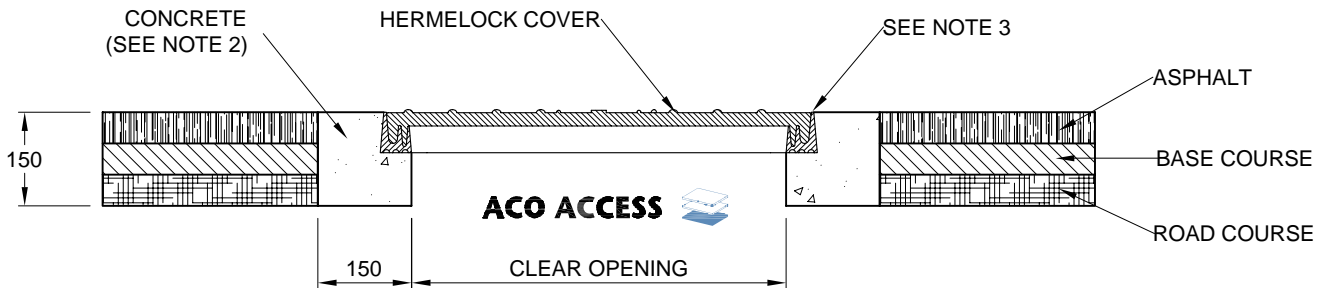


ACO ACCESS 	INSTALLATION DRAWING	
DRWG# XASH-BA2 www.acoaus.com.au	Hermelock Access Cover: Asphalt 2	
For EN 124 Class B 125kN		



NOTES:

1. Specific site conditions may require an increase in these dimensions or reinforcement. It is the customer's responsibility to ensure the concrete encasement is designed for the application. *Engineering advice may be required.*
2. A minimum concrete strength of 25MPa is recommended. The concrete should be vibrated to eliminate air pockets.
3. The finished level of the asphalt surround must be flush with the top of the frame.
4. Refer to ACO's latest installation instructions for complete details.

ACO ACCESS 	SPECIFICATION CLAUSE	ACO Polycrete Pty Ltd 134-140 Old Bathurst Road Emu Plains NSW 2750 Tel: +61 2 4747 4000 Fax: +61 2 4747 4060 e: technical@acoaus.com.au
DRWG# XASH-BA2 www.acoaus.com.au	Hermelock Access Cover	

All access covers & frames are to be ACO Access Hermelock®. Covers are to be manufactured from anti-slip polyurethane with four bolts per cover. Glass reinforced frames are to contain a double hermetic seal (with a neoprene rubber seal ring)**.

The cover systems shall satisfy the requirements of EN-124, Load Class B. For sizes & part nos. refer to Drawing/Table No. _____*

* Please delete or complete where appropriate.

** Option